



FILM THEORY

# Film Lighting

Teerapong Serisamran

# HOW TO TELL STORY WITH LIGHTING



# CHARACTERISTICS OF LIGHT



# ROGER DEAKINS ON "LEARNING TO LIGHT"

Roger Deakins on "Learning to Light" — Cinematography Techniques Ep. 1

studiobinder

Watch later Share

BLADE RUNNER 2049

SKYFALL

1917

FARGO

thriller by joel & ethan coen

a lot can happen in the middle of nowhere

FILM LIGHTING

ROGER DEAKINS

Watch on YouTube

The image is a YouTube video player interface. The video title is "Roger Deakins on 'Learning to Light' — Cinematography Techniques Ep. 1". The video content features a collage of movie posters including Blade Runner 2049, Skyfall, Sicario, 1917, Fargo, and Big Lebowski. A large portrait of Roger Deakins is on the right side of the collage. The text "Film Lighting" and "Roger Deakins" is overlaid in large white and black fonts. The video player includes a "Watch later" and "Share" button in the top right corner and a "Watch on YouTube" button in the bottom left corner.

# NAILING THAT CINEMATIC LOOK (WITH A FILL LIGHT)



# DIRECTION IN FILM LIGHTING





## What Is Rembrandt Lighting?

Rembrandt lighting is a technique utilizing one light and one reflector or two separate lights. It's a popular technique because it creates images that look both dramatic yet natural. It's predominantly characterized by a lit-up triangle underneath the subject's eye on the less illuminated area of the face (fill side). This is known as the Rembrandt triangle.



## REMBRANDT LIGHTING

### Rembrandt Lighting Tips:

- Use "window light" for a softer light that works to enhance the effect
- Cloudy days work best, especially when the sun is low
- Place your subject closer or further from the light source to control the amount of light



# BALANCING CINEMATIC LIGHT & DARKNESS

Chiaroscuro Lighting in Film – Balancing Cinematic Light & Darkness

Watch later Share

studiobinder

What is Chiaroscuro?

Watch on YouTube

The thumbnail features a collage of cinematic images illustrating chiaroscuro lighting. It includes a silhouette of a man with a rifle against a bright sunset, a man in a hat walking through a misty forest, a close-up of a man's face in blue light, and a close-up of a man's face in red light. A central play button icon is overlaid on the collage.



# QUALITY OF LIGHT

HARSH LIGHT VS. SOFT LIGHT

# ROGER DEAKINS ON "FILM LIGHTING" PART 2





# COLOR IN FILM LIGHTING

### Color Temperature in Kelvins (K)

1500 2000 2500 3000 3500 4000 4500 5000 5500 6000 6500 7000 7500



**Candlelight**  
1500K

**Warm**  
up to 3500K

**Natural/Neutral**  
3600K-4500K

**Cool**  
4600K-5500K

**Daylight/Cold**  
5600K-6400K

**Ultra Daylight**  
6500K+

### Color Temperature Descriptions

# THE IMPACT OF COLOR IN FILM (LIGHTING)



# HOW DRIVE REINVENTED INDIE FILMMAKING



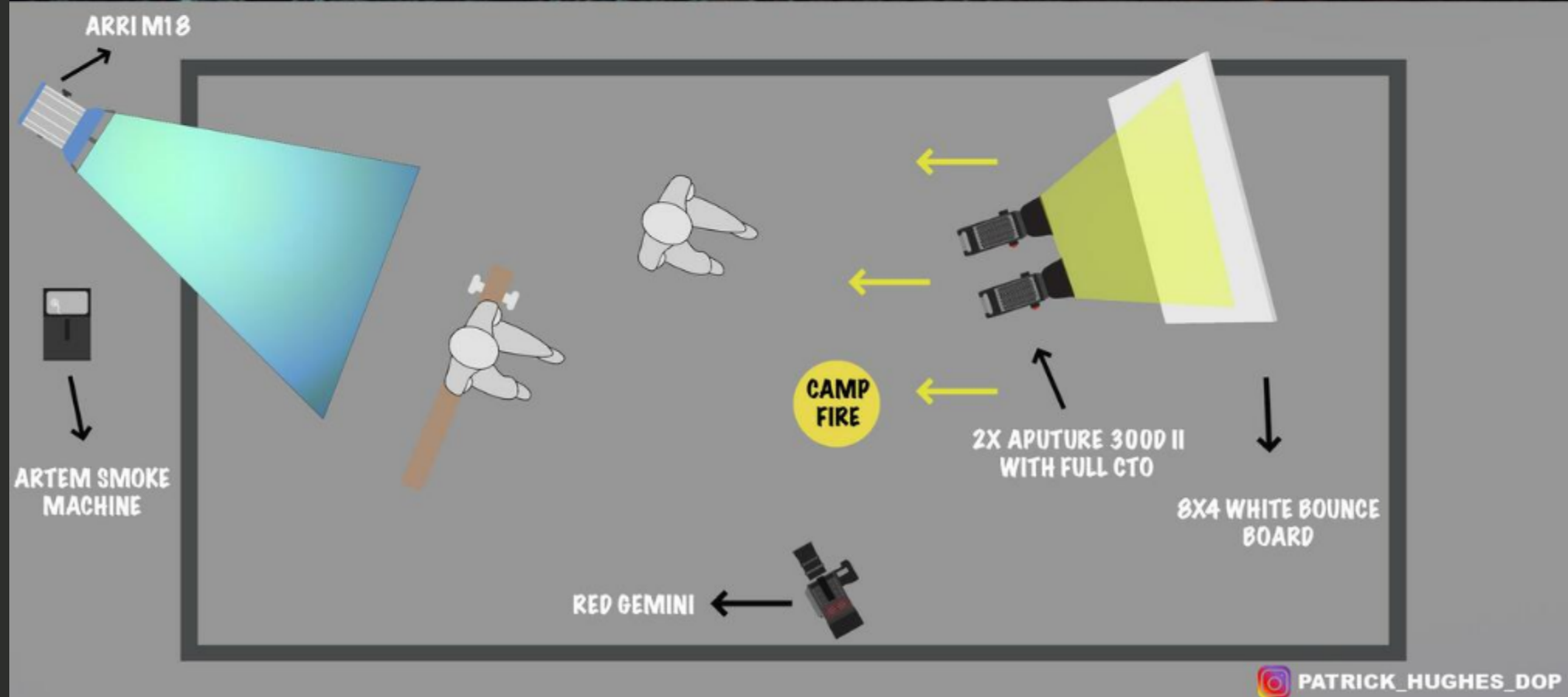
# JOJO RABBIT | CAMERA & LIGHTING BREAKDOWN





# THE DARK KNIGHT: A BINARY VISUAL TALE









PAR THROUGH  
LIGHT FROST



PRACTICAL  
ON DIMMER



LAPTOP =  
EYE-LIGHT



KEY LIGHT:  
2X BASE LITE 200  
THROUGH FULL  
GRID DIFFUSION





BI-FLEX 2 TROUGH FULL GRID  
DIFFUSION + SNAPGRID

PRACTICAL  
ON DIMMER

2X BASE LITE 200  
THROUGH FULL  
GRID DIFFUSION

FLAG JUST  
OUT OF FRAME  
CAMERA LEFT

LAPTOP







PAR = RIM LIGHT



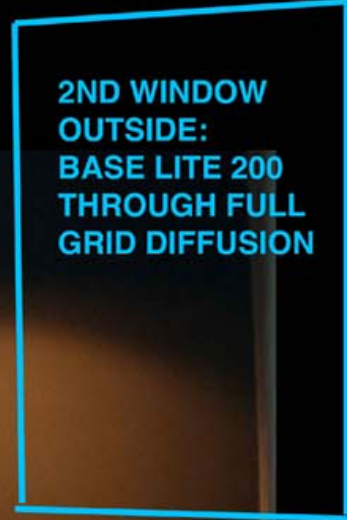
PRACTICAL  
ON DIMMER



PRACTICAL  
ON DIMMER



2ND WINDOW  
OUTSIDE:  
BASE LITE 200  
THROUGH FULL  
GRID DIFFUSION



KEY LIGHT:  
1ST WINDOW  
OUTSIDE:  
BASE LITE 200  
THROUGH FULL  
GRID DIFFUSION



TV EFFECT  
WITH ALL-IN 2  
SCROLLING THROUGH  
COLOURS.  
THROUGH FULL GRID  
DIFFUSION + SNAP GRID





BASE LITE 200  
THROUGH QUARTER  
GRID DIFFUSION



BI-FLEX 1  
THROUGH  
DEPRON FOR  
EYE-LIGHT



FLAG TO KEEP  
AMBIENT FROM  
BACK WALL




KEY LIGHT :  
BI-FLEX 2  
THROUGH FULL  
GRID DIFFUSION  
+ SNAP GRID





KEY LIGHT:  
OUTSIDE THROUGH  
WINDOW >  
BASE LITE 200  
THROUGH FULL  
GRID DIFFUSION



○  
PRACTICAL  
ON DIMMER



FILL: PRACTICAL  
ON DIMMER